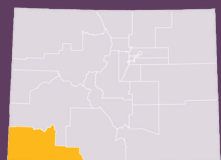




Local Data Profile 2025



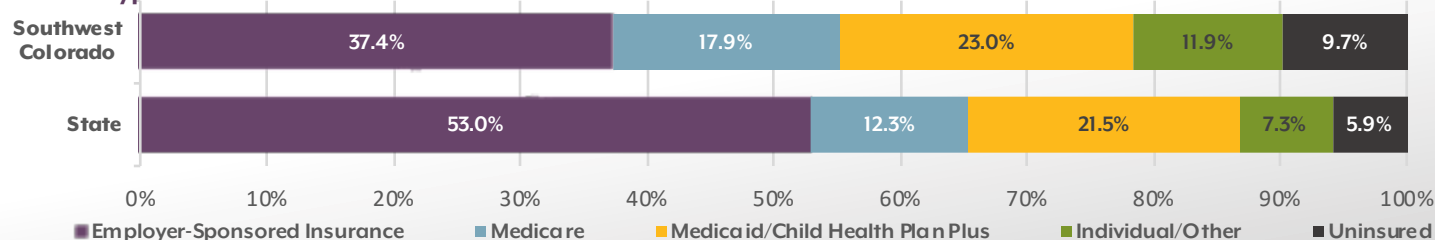
Region 9

Dolores, Montezuma, La Plata, San Juan, Archuleta counties

More analysis online

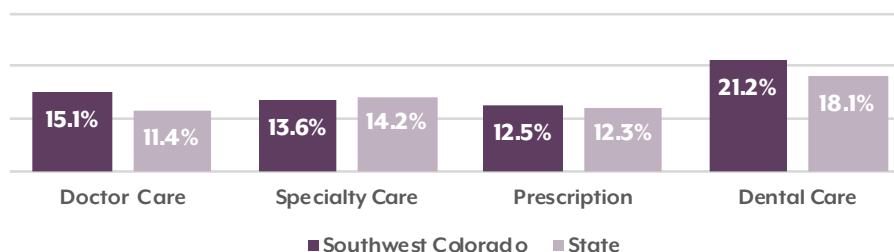


Insurance Types



Affordability and Cost of Care

Did not get care because of cost in the past 12 months, by type of care



Surprise Bills

Had an unexpected bill for medical services in the past year

28.8%

State: **27.3%**

Ability

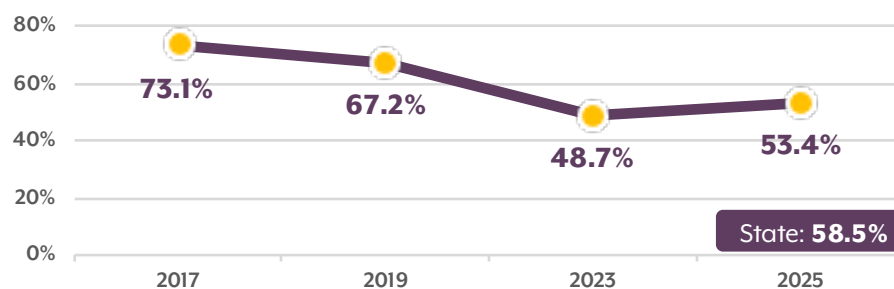
Had difficulty performing daily activities because of any physical/mental/emotional conditions

14.8%

State
12.6%

Opinions on the Health Care System

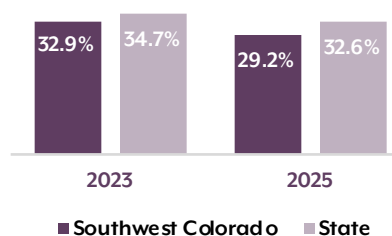
Percentage of people who agreed that the current Colorado health care system meets their family's needs



This question was not asked in 2021. The 2023 question introduced a neutral option.

Telemedicine

Used telemedicine in the past year



Broadband

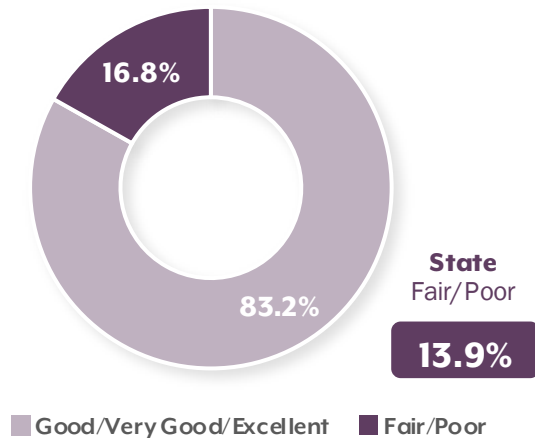
Households that did not have broadband internet service



15.8%

State: **5.3%**

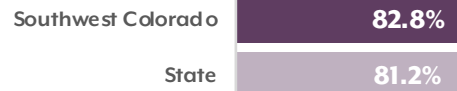
General Health: Self-reported



Long COVID: People age 16 and older with COVID symptoms lasting three months

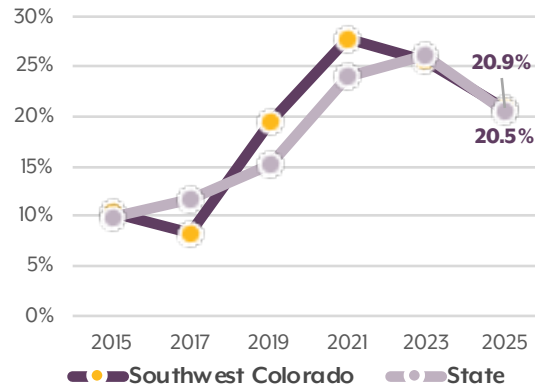
6.6% State 6.4%

Had a Primary Care Visit



Mental Health

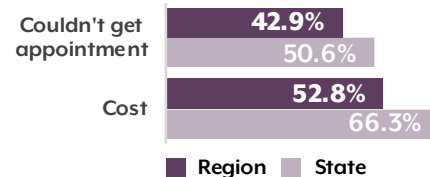
Eight or more days of poor mental health in the past month



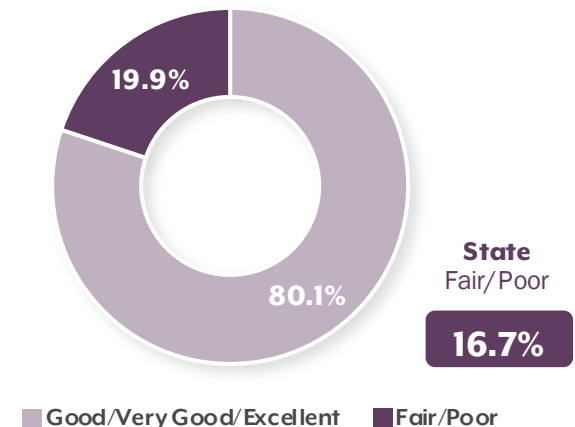
Needed but didn't get mental health care

12.5% State 12.9%


Reasons for not getting needed care



Oral Health: Self-reported



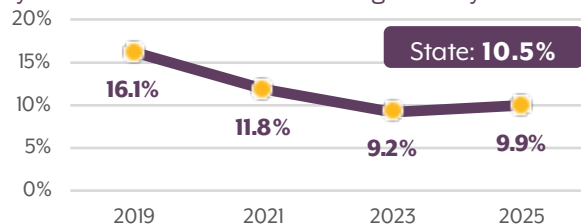
Saw a dentist or hygienist in the past year



Had dental insurance 68.5% State 81.0%

Food Security

Ate less than they thought they should in the past year because there wasn't enough money for food



Housing

Worried about having stable housing in the next two months

9.2%

State: 5.8%

Had trouble paying rent or mortgage in the past year

9.1%

State: 11.3%

Loneliness

Often felt left out, isolated from others, or lacking companionship

State: Lonely

21.7%

